

Whilst every effort is made to reproduce accurate information, we reserve the right to change specifications, equipment and availability without prior notice.

This brochure cannot be regarded as infallible, (some of the vehicles shown may not be to exact UK specification), and as such does not constitute an offer for sale of any particular vehicle or specification.

For the latest specification and availability we ask that you contact your local Toyota dealer.

For more information on any other Toyota models and the location of your nearest Toyota dealer, simply call:

0845 275 5555

(calls to Toyota may be monitored or recorded)

or visit our Web site:

www.toyota.co.uk



TOYOTA (GB) PLC. HEAD OFFICE AND TAX FREE SALES,
THE QUADRANGLE, REDHILL, SURREY RH1 1PX. TELEPHONE: 01737 768585

00000-91275-BR

Edition Four August 1999

HATCHBACK



LIFTBACK



SALOON



ESTATE



COROLLA



the car in front is a
 **TOYOTA**

3 door Hatchback • 5 door Liftback • 4 door Saloon • 5 door Estate



THE 1999 COROLLA RANGE

LOVE IT!
LIVE IT!
DRIVE IT!
WANT it!
TOUCH it!



Think of style. Think of control. Think of safety. Think of choice. Think of a Corolla.

With a choice of twenty five derivatives and a range of nine dramatic colours, the Corolla is truly the car with something extra for everyone. Whether you're drawn to the 3 door Hatchback, the 5 door Liftback, the Saloon or the Estate, the distinctively styled Corolla offers a wealth of refinements giving a smoother, quieter ride and an even more rewarding performance.

And with a range of trim and specification levels available, from the incredible value of the 1.3i 16v, through the six-speed sporting style of the G6 to the imperious luxury of the GLS models, it's simply the most desirable Corolla range ever.

- 4 DISTINCTIVE BODY STYLES
- 9 DRAMATIC COLOURS
- MORE STANDARD EQUIPMENT
- ADVANCED SAFETY FEATURES
- DYNAMIC AND REWARDING TO DRIVE
- 3 YEAR MANUFACTURER'S WARRANTY
- CHOICE OF 25 DERIVATIVES



For perfect poise and perky performance the compact Corolla 3 door Hatchback is the one for you. There are two engine sizes, eight derivatives and five trim levels to choose from, all of which combine superlative style with incredible value for money.

The entry-level 1.3i 16v offers more for your pound than any car in its class, with twin airbags, power steering, height adjustable driver's seat and steering column, central locking, tachometer and manual or automatic transmission. Or you could be swayed by the G6's alloy wheels and racy trim for that extra touch of street presence.

Indulge yourself further in the 1.3 or 1.6 litre GS, which comes with ABS, air conditioning, remote alarm, electric sunroof and electric front windows as standard.

Or cruise away in the top of the range, luxuriously trimmed GLS automatic, also complete with ABS, gleaming chrome grille, front fog lamps, fully colour-keyed body, alloy wheels and CD autochanger.

EIGHT EQUIPMENT PACKED DERIVATIVES WITH FIVE TRIM LEVELS

1.3 AND 1.6 LITRE 16 VALVE ENGINES

SPORTY 6 SPEED G6

OPTIONAL AUTOMATIC TRANSMISSION ON THE 1.3 LITRE

POWERFUL DYNAMIC APPEARANCE

CLASS-LEADING SAFETY FEATURES INCLUDING TWIN AIRBAGS

MORE DRIVER AND PASSENGER COMFORTS

SMOOTH HANDLING AND REFINED RIDE

ABS ON GS, G6 AND GLS

AIR CONDITIONING AND POWER SUNROOF ON GS, G6 AND GLS



1.3i 16v
1.3i 16v auto
S 1.3
S 1.3 auto
GS 1.3
GS 1.6
G6 1.6 6 speed
GLS 1.3 auto

Love it!



1.3i 16v
 S 1.3
 GS 1.3
 GS 1.3 auto
 GS 1.6
 GS 1.6 auto
 GS 2.0 diesel
 GLS 1.6
 GLS 1.6 auto

Flaunt it!

Style and safety. Capacity and curves. Luxury and load carrying. The Corolla 5 door Liftback packs a lot of car between its distinctive head and tail lights. There are nine derivatives to choose from and four trim levels, all big on looks and exceptionally low on cost.

There's the well-specified 1.3i 16v version with twin airbags, power steering, central locking, tachometer, height adjustable driver's seat and steering column as standard.

For even more refinements, choose the 1.3, 1.6 or 2.0 litre diesel GS which come with more standard features at this level than any other car in its sector, including ABS, air conditioning, remote alarm, electric sunroof and electric front windows.


Or go the whole way and treat yourself to the top of the range GLS. The GLS comes with a 1.6 litre engine, ABS, alloy wheels, 10 disc CD autochanger, gleaming front grille and fully colour-keyed body. There is also the option of luxuriously appointed Connolly leather trim on the GLS.

9 EQUIPMENT PACKED
 DERIVATIVES WITH FOUR
 TRIM LEVELS



1.3 AND 1.6 LITRE 16 VALVE
 PETROL ENGINES OR 2.0 LITRE
 DIESEL ENGINE

OPTIONAL AUTOMATIC
 TRANSMISSION - ON GS AND GLS



CLASS-LEADING SAFETY FEATURES
 INCLUDING TWIN AIRBAGS WITH
 ABS ON GS AND GLS

MORE DRIVER AND PASSENGER
 COMFORTS



SMOOTH HANDLING AND
 REFINED RIDE

ECONOMIC TO RUN

AIR CONDITIONING AND POWER
 SUNROOF ON GS AND GLS

OPTIONAL CONNOLLY LEATHER
 TRIM ON THE GLS





A saloon with a modern face and classic elegance.

This model has a smoother, cleaner profile and a wider, stronger stance.

The 1.6 16v GS comes with a host of features including power steering, height adjustable driver's seat and steering column, remote central locking, twin airbags, ABS and tinted glass.

This saloon offers real refinement and also comes with standard air conditioning, remote alarm, power windows and power tilt/slide glass sunroof.

The Corolla Saloon. A classic family car for modern family life.




1.6 LITRE 16 VALVE ENGINE

CLASS-LEADING SAFETY FEATURES INCLUDING TWIN AIRBAGS AND ABS

FIVE 3-POINT SEATBELTS

TILT ADJUSTABLE POWER ASSISTED STEERING



ENHANCED HANDLING AND RIDE QUALITY

ECONOMIC TO RUN

ELECTRIC SUNROOF AND FRONT WINDOWS



REMOTE CENTRAL LOCKING AND ALARM

ENGINE IMMOBILISER

TINTED GLASS

VELOUR TRIM



GS 1.6

Use it!




The perfect combination of style and space, the high roof line and dynamic styling of the Corolla Estate mark this as a car to be noticed in. Easy to load, thanks to its low, flat rear opening, the load space is now larger than ever. Available in three derivatives, the Estate combines the heights of value for money, performance, practicality and panache.

The feature packed 1.6 and 2.0 litre diesel models include twin airbags, roof rails, power steering, height adjustable driver's seat and steering column, remote locking, electric sunroof and tinted glass among their impressive range of standard attributes.

Or if you want to be cool and cost efficient, go for the 2.0 litre diesel GS which comes with standard air conditioning, remote alarm, ABS, power front windows and an extra large electric sliding glass sunroof. All with the added bonus of outstanding fuel economy.

The top of the range GLS also offers alloy wheels, 10 disc CD autochanger and a roof rack (not roof bars).


The Corolla Estate. More space for your money.



THREE EQUIPMENT PACKED DERIVATIVES WITH TWO TRIM LEVELS

1.6 LITRE 16 VALVE AND 2.0 LITRE DIESEL ENGINES

POWERFUL DYNAMIC APPEARANCE



CLASS-LEADING SAFETY FEATURES INCLUDING TWIN AIRBAGS

MORE DRIVER AND PASSENGER COMFORTS

IMPROVED HANDLING AND RIDE QUALITY

PRACTICAL LOAD AREA



S 2.0D
GS 2.0D
GLS 1.6

Live it!




Available as a 3 door Hatchback, the Corolla G6 is the sportiest model in the Corolla range. Young, lively and distinctive, the G6 boasts a dynamic profile and a host of sporty features such as alloy wheels and racy spoilers front and rear. The exterior mirrors and protective mouldings are fully colour keyed, with front fog lamps and a mesh front grille for that special finishing touch.

The racy appearance is reinforced by the G6's interior trim. It has supportive sports seats, a special honeycomb instrument panel and even an aluminium gear lever knob.

Air conditioning, power sunroof and a 4-speaker RDS audio system are also included as standard.

To exploit the power of the refined 1.6 litre 16 valve engine, the G6 has a unique six speed manual transmission. And there's ABS to keep that power fully under control.

The G6. There's never been a Corolla like this before.



1.6 LITRE 16 VALVE ENGINE

6 SPEED TRANSMISSION

ABS WITH DISC BRAKES
ALL ROUND

AIR CONDITIONING

ALLOY WHEELS WITH
LOCKING NUTS

MESH FRONT GRILLE

FRONT AND REAR SPOILERS

FRONT FOG LAMPS

ELECTRIC HEATED EXTERIOR
MIRRORS

ELECTRIC FRONT WINDOWS
AND GLASS SUNROOF

4 SPEAKER RDS STEREO WITH
REMOVABLE FRONT PANEL

ALARM AND IMMOBILISER

REMOTE CENTRAL LOCKING



3 door 1.6 6-speed

Drive it!

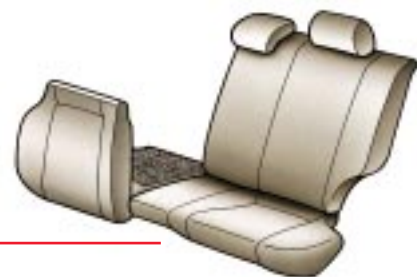


The specially designed interior trim of the Corolla G6



Luxurious Montana Connolly leather upholstery is an option on GLS 5 door models

All models have a 60/40 split rear seat back. The base also lifts on all but the Saloon models. On the Estate the base is split for additional flexibility



Front seats are fully adjustable for maximum support and comfort around town or on longer trips. GS Seat trim on 3 and 5 door shown.



Luxurious interior trims designed to enhance the latest bright, dramatic exterior colour schemes. Even higher standards of comfort with high quality audio systems, handy front console boxes and ample boot space that can be extended by folding the 60/40 split rear seats. Plus more head, leg and elbow room, more useful storage space and more innovative features than ever before. And if space really is at a premium, just look at the cavernous interior of the Estate with its huge load space and generous passenger area.

To make your driving more refreshing, cupholders ensure your drinks are stowed safely




The Corolla range is as fresh and invigorating inside as it is out. Don't dream about it. Drive it.



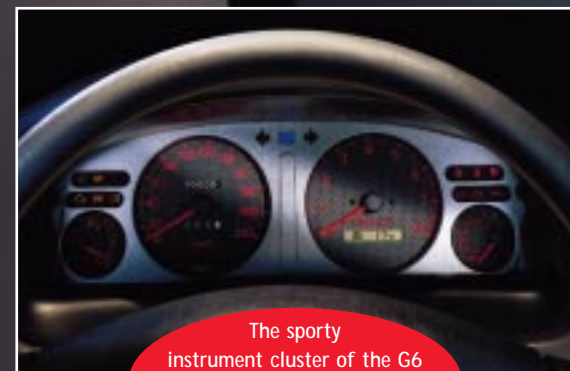
Low flat rear opening on the Estate for even easier loading

A handy front console box provides convenient storage space for cassettes and any other loose items



- HEIGHT ADJUSTABLE DRIVER'S SEAT
- HEATED REAR WINDOW
- POWER GLASS SUNROOF AND FRONT WINDOWS – S, GS, G6 AND GLS MODELS
- 60/40 SPLIT REAR SEAT
- CENTRE CONSOLE STORAGE BOX
- WIDE, LOW REAR WINDOW IMPROVES VISIBILITY
- OPTIONAL CONNOLLY LEATHER TRIM ON 5 DOOR GLS MODELS

The stylish and feature packed dash of the Corolla GLS automatic



The sporty instrument cluster of the G6 features red lettering on honeycomb black dials.*



The sporty feel of the G6 is further enhanced by the specially designed gear shift knob

Air conditioning and electric sunroof are fitted as standard on GS, G6 and GLS models



Packed full of interior luxuries as the Corolla is, never forget that the Corolla is a driver's car first and foremost. Every detail has been meticulously thought out to put the driver completely in control.

The ergonomically designed dashboard places every control at the driver's fingertips, while clear, easy to read dials are placed at the optimum position for safety and legibility. The driver's seat and steering column are height adjustable to get that perfect driving position.

The high quality audio system has been designed for fast, simple operation by the driver, while driver's door switches control power locking and electric front windows where fitted.

And for those long, hot summer days both electric sunroof and air conditioning control have been placed and designed entirely with the driver in mind.

Cast your eyes over a Corolla cockpit and take control of the world's best selling car.

CENTRAL LOCKING (REMOTE ON S UPWARDS)

TILT ADJUSTABLE POWER ASSISTED STEERING

ELECTRIC FRONT WINDOWS – S, GS, G6 AND GLS

AIR CONDITIONING – , GS, G6 AND GLS

POWER HEATED EXTERIOR MIRRORS – G6 AND GLS

HONEYCOMB INSTRUMENT PANEL ON THE G6

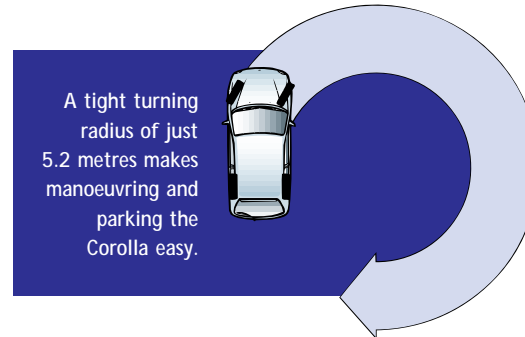
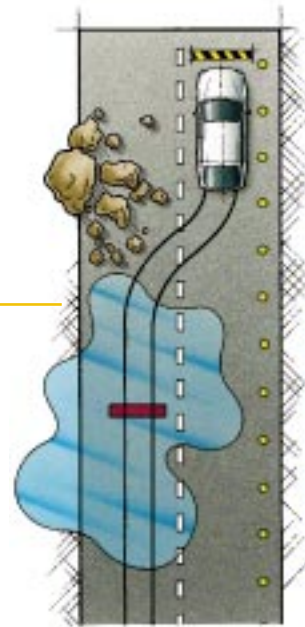
RDS RADIO/CASSETTE ON GS AND G6, 10 DISC CD AUTOCHANGER ON GLS.

You'll feel even safer in the Corolla. After all, its class-leading features surpass all existing safety standards.

Every model has twin airbags and height-adjustable front seatbelts with electronic force-limiting pre-tensioners. The body structure is specially designed to protect the occupants and absorb energy in an emergency.

Superb steering, enhanced all-round visibility and powerful brakes help keep you out of trouble. And the transponder immobiliser helps safeguard your investment, too. For even greater security a remote controlled alarm with perimeter and microwave interior protection is fitted on GS, G6 and GLS models.

ABS, fitted as standard on the GS, G6 and GLS models, prevents brake lock-up on slippery surfaces, helping you retain control. Front and rear disc brakes on G6 & GLS models.



A tight turning radius of just 5.2 metres makes manoeuvring and parking the Corolla easy.



Tachometer and external temperature gauge fitted as standard on all models (display position differs between models)

The Corolla range has been engineered to deliver a smoother ride, greater fuel efficiency and enhanced high speed stability. Lower emissions mean it's better for the environment too.

The refined 1.3 and 1.6 16v petrol and 2.0 diesel engines make the Corolla even livelier and more responsive than before. There's now even more low speed torque for town driving, while the G6 boasts a 6 speed gearbox and variable power assisted steering for greater power, control and fuel economy on the motorway.

Noise, vibration and exhaust emissions have all been reduced for a calmer, greener drive. The result is a car at the cutting edge of driving technology.



(Remote control is fitted in key on Liftback petrol models)

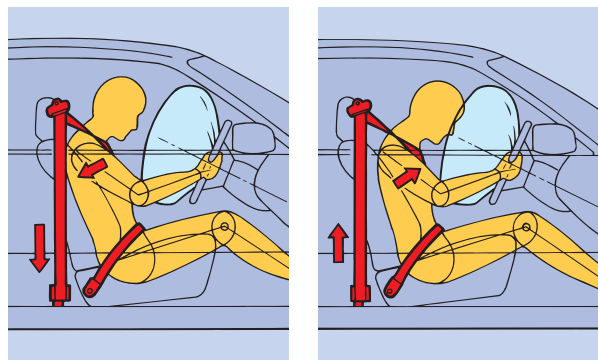
The engine immobiliser secures your Corolla and with a remote alarm on GS, G6 and GLS models security is assured.



Electronically controlled driver and passenger airbags are fitted as standard on all Corolla models.

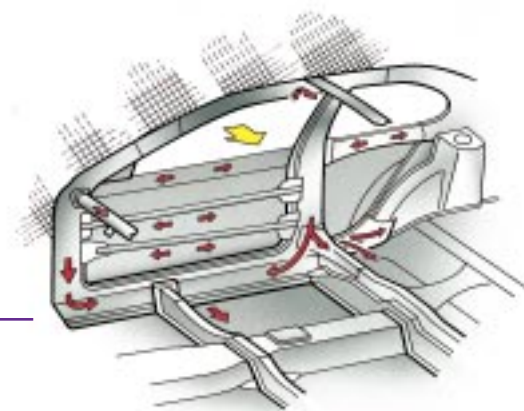


- TWIN AIRBAGS
- TWIN SIDE IMPACT BEAMS IN ALL DOORS
- ENERGY-ABSORBING STEERING WHEEL, DOOR PADDING AND ROOF LINING
- RIGID SAFETY CELL
- FIVE HEIGHT-ADJUSTABLE HEADRESTS (FOUR ON 3 DOOR)
- FIVE 3 POINT SEATBELTS
- CRUMPLE ZONES FRONT AND REAR
- HIGH MOUNTED STOP LAMP
- IMMOBILISER WITH TRANSPONDER
- REMOTE CENTRAL LOCKING (not remote on 1.3i 16v models)
- THATCHAM APPROVED CATEGORY 1 REMOTE ALARM SYSTEM (GS, G6, GLS MODELS)
- TOYOTA SECURITY WINDOW ETCHING



3-point seatbelts are provided for every passenger. Front seatbelts are equipped with electronic pre-tensioners and force limiters which reduce pressure on the chest in the event of an accident.

The Corolla's rigid body has been designed to absorb collision energy with twin side impact beams and reinforced pillars

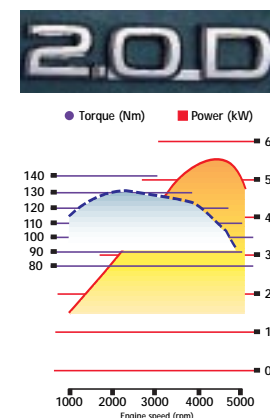
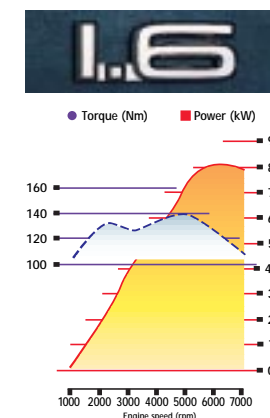
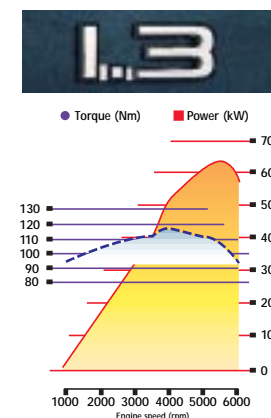


Specially tuned suspension has created a more stable, refined vehicle

The variable power assisted steering system is now sensitive to both engine revolution and steering angle which means the car is easier to manoeuvre at low speeds yet stable on the open road.

Extensive testing has helped reduce wind and engine noise to the minimum

Sophisticated computer technology controls idle speed, fuel injection and timing, also monitoring exhaust gases, crankshaft position and engine speed. The result is consistent performance with low emissions.



	1.3i 16v	S	GS	GLS	G6
SAFETY					
Driver and passenger airbags (electronically controlled)	●	●	●	●	●
Electronically controlled ABS (4 disc brakes on G6 & GLS)	○	○	●	●	●
Electronic sensing front seatbelt pre-tensioners with force limiters	●	●	●	●	●
Five 3-point seat-belts (inc. centre rear) with ELR, rear also with ALR	●	●	●	●	●
Height adjustable front seat belts and headrests	●	●	●	●	●
3 height adjustable rear head rests (2 on 3 door)	●	●	●	●	●
High mounted stop lamp (HMSL) and auto cancel rear fog lamp	●	●	●	●	●
Anti-trap reverse on driver's window	○	●	●	●	●
Aspherical driver's exterior mirror (wide angle)	●	●	●	●	●
Energy absorbing steering column and roof lining	●	●	●	●	●
Twin side impact beams and energy absorbing trim in all doors	●	●	●	●	●
Reinforced rear seat back (To DIN 75410-2)	●	●	●	●	●
High integrity body shell with front and rear crumple zones	●	●	●	●	●
Anti-submarining seat design and child locks on rear doors	●	●	●	●	●
INSTRUMENTATION AND CONTROLS					
Tachometer and outside temperature gauge	●	●	●	●	●
Water temp. gauge, fuel level display with low warning light, digital clock	●	●	●	●	●
Variable intermittent front and intermittent rear (not Saloon) wash wipers	●	●	●	●	●
Honeycomb design instrument cluster	○	○	○	●	●
Sports style red instrument lighting and lettering	○	○	○	○	●
Electric headlamp levelling, door ajar warning	●	●	●	●	●
COMFORT AND CONVENIENCE					
Speed sensing Power Assisted Steering (PAS)	●	●	●	●	●
Electric front windows driver's with one touch up and down with safety auto reverse	○	●	●	●	●
Central locking	●	●	●	●	●
Central locking with remote control	○	●	●	●	●
Electric heated exterior mirrors	○	○	○	●	●
Stepless tilt adjustable steering column	●	●	●	●	●
Tinted glass	●	●	●	●	●
Remote boot (not Estate) and fuel flap release	●	●	●	●	●
Driver's foot rest	●	●	●	●	●
Driver and Passenger vanity mirrors, illuminated ashtray and lighter	●	●	●	●	●
Exterior lights on warning, heated rear window, rear coat hook	●	●	●	●	●
Rear parcel shelf (Tonneau cover on Estate) and fully trimmed boot with light	●	●	●	●	●
Integral roof rails on Estate	○	●	●	*	○
Aluminium spherical gear shift knob and reverse shift buzzer	○	○	○	○	●
Internal rear pull handle (not Saloon) and front and rear assist grips	●	●	●	●	●

KEY: ● Standard Item ○ Not available ✱ Dealer accessory * Roof rack supplied

	1.3i 16v	S	GS	GLS	G6
AUDIO					
Radio/cassette player with 10 disc autochanger	○	✱†	✱†	●	✱†
Radio/cassette player	●	●	●	●	●
RDS EON with traffic announcement/removable security panel	○	●	●	●	●
Number of speakers	2	4	4	4	4
COMFORT					
Air conditioning	✱	✱	●	●	●
Pollen filter and air-recirculation facility	●	●	●	●	●
Electric tilt/slide glass sunroof with shade (slide only on Estate)	○	●	●	●	●
SECURITY					
Remote alarm with perimeter and microwave interior protection*	○	○	●	●	●
Transponder key engine immobiliser, steering column lock, security window etching	●	●	●	●	●
Removable security radio panel	○	●	●	●	●
SEATING AND UPHOLSTERY					
Driver and passenger seat recline and slide adjustment. Driver seat height adjustment	●	●	●	●	●
Liftup rear seat squab (not Saloon) 60-40 split on Estate	●	●	●	●	●
60-40 split rear seat back, front map light (on models with sunroof), courtesy light	●	●	●	●	●
Coloured design centre panel and front door switches	○	○	○	●	○
Sports style front seats	○	○	○	●	●
Optional luxury Connolly leather trim	○	○	○	5 DOOR	○
STORAGE					
Large capacity glove box, centre console storage with sunglasses holder	●	●	●	●	●
Drivers cubby box, cupholders, coin holder, front door bins	●	●	●	●	●
BODY					
Colour bumpers with contrasting black insert	●	●	○	○	○
Colour keyed body, door handles and protection moulding, also mirrors on G6 and GLS	○	○	●	●	●
Side protection moulding	●	●	●	●	●
Front spoiler	✱	✱	✱	✱	●
Chrome plated 'punched hole' front grille	○	○	●	●	○
Mesh front grille	○	○	○	○	●
Front fog lamps	✱	✱	✱	●	●
Mudflaps	✱	✱	✱	●	●
Metallic paint	OPTIONAL	OPTIONAL	OPTIONAL	OPTIONAL	OPTIONAL
Space saver spare wheel on 3 door, full size on all other body styles	●	●	●	●	●
14" alloy wheels with locking wheel nuts (full caps on all other models)	✱	✱	✱	●	●
Rear roof spoiler on all 3 door models	●	●	●	●	●

* Thatcham approved category one † 6 disc or 10 disc option

		1.3i 16v, S and GS	1.3i 16v, S, GS and GLS	GS, G6 and GLS	GS and GLS	S and GS	
Dimensions		1.3 manual	1.3 automatic	1.6 manual	1.6 automatic	2.0 diesel	
Overall	length mm (ins)	3 door 4100 (161.4), 5 door 4270 (168.1)	3 door 4100 (161.4), 5 door 4270 (168.1)	3 door 4100 (161.4), 5 door 4270 (168.1) Saloon 4295 (169.1), Estate 4320 (170.1)	5 door 4270 (168.1)	5 door 4270 (168.1) Estate 4320 (170.1)	
	width	1690 (66.5)	1690 (66.5)	Saloon 1690 (66.5) Estate 1490 (58.7)	1690 (66.5)	1690 (66.5)	
	height	1385 (54.5)	1385 (54.5)	1385 (54.5)	1385 (54.5)	5 door 1385 (54.5), Estate 1490 (58.7)	
Wheelbase	mm (ins)	2465 (97.0)	2465 (97.0)	2465 (97.0)	2465 (97.0)	2465 (97.0)	
Tyre size		165/70TR14	GS 165/70TR14, GLS 175/65HR14	175/65HR14	175/65HR14	165/70TR14	
Tread	front mm (ins)	1470 (57.9)	GS 1470(57.9), GLS 1460(57.5)	1460 (57.5)	1460 (57.5)	1470(57.9), GS 1460(57.5)	
	rear	1460 (57.5)	GS 1460(57.5), GLS 1450(57.1)	1450 (57.1)	1450 (57.1)	1460(57.5), GS 1450(57.1)	
Overhang	front mm (ins)	830 (32.7)	830 (32.7)	830 (32.7)	830 (32.7)	830 (32.7)	
	rear	3 door 805 (31.7), 5 door 975 (38.4)	3 door 805 (31.7), 5 door 975 (38.4)	3 door 805 (31.7), 5 door 975 (38.4) Saloon 1000 (39.4), Estate 1025 (40.3)	5 door 975 (38.4)	5 door 975 (38.4) Estate 1025 (40.3)	
Ground clearance	mm (ins)	153 (6.0)	153 (6.0)	153 (6.0)	153 (6.0)	153 (6.0)	
Kerb weight	kg (lbs)	3 door	1.3i 16v and S 1040 (2293)	1.3i 16v and S 1070 (2359), GLS 1155 (2546)	GS 1155 (2546), G6 1130 (2491)	-	
		5 door	1.3i 16v and S 1060 (2337), GS 1140 (2513)	GS 1170 (2579)	GS 1175(2590), GLS 1180(2601)	GS 1205 (2656), GLS 1210 (2667)	GS 1245 (2745)
		Saloon	-	-	1140 (2513)	-	-
		Estate	-	-	1200 (2646)	-	S 1265 (2789)
Gross vehicle weight	kg (lbs)	1580 (3484)	1580 (3484)	Saloon 1615 (3561), Estate 1650 (3638)	1615 (3561)	1650 (3637), Estate 1685 (3715)	
Towing capacity*	kg (lbs)	1000 (2205)	1000 (2205)	1200 (2646)	1200 (2646)	1000 (2205)	
Tank capacity	litres (gals)	50 (11)	50 (11)	50 (11)	50 (11)	50 (11)	
Boot capacity	litres (cu.ft.)	3 door 281 (9.9), 5 door 372 (13.1)	3 door 281 (9.9), 5 door 372 (13.1)	3 door 281 (9.9), 5 door 372 (13.1) Saloon 390 (13.8), Estate 308-665 (10.9-23.5)	5 door 372 (13.1)	5 door 372 (13.1) Estate 308/665 (10.9/23.5)	
		(To glass level. Estate figures show seats up and seats folded)	-	-	-	-	

PERFORMANCE

Max speed	km/h (mph)	168 (105)	163 (102)	194 (121)	174 (109)	165 (103)
0-62mph/100kph		12.5	16.1	10.2	12.6	14.4
Turning radius	m (ft)	Tyre 4.8 (15.7), Body 5.2 (17.1)	Tyre 4.8 (15.7), Body 5.2 (17.1)	Tyre 4.8 (15.7), Body 5.2 (17.1)	Tyre 4.8 (15.7), Body 5.2 (17.1)	Tyre 4.8 (15.7), Body 5.2 (17.1)
Insurance group		i-16v 5E, S & GS 6E	i-16v 5E, 6E	9E	9E	7E

FUEL CONSUMPTION †

Urban cycle	L/100km (mpg)	3 door 8.6 (32.8) 5 door 8.8 (32.1)	10.1 (28.1)	10.3 (27.4), Estate 10.9 (25.9) G6 11.2 (25.2)	12.1 (23.3)	5 door 8.4 (33.6), Estate 8.6 (32.8)
		3 door 5.7 (49.6) 5 door 5.9 (47.9)	6.6 (42.8)	6.4 (44.1), Estate 6.5 (43.5) G6 6.7 (42.2)	6.8 (41.5)	5 door 5.3 (53.3), Estate 5.6 (50.4)
Combined		3 door 6.8 (41.5) 5 door 6.9 (40.9)	7.9 (35.8)	8.0 (35.3), Estate 8.1 (34.9) G6 8.3 (34.0)	8.7 (32.5)	5 door 6.4 (44.1), Estate 6.7 (42.2)
	CO ₂	g/km	3 door 166, 5 door 168	190	190 Estate 193, G6 197	207

ENGINE

Fuel system		Electronic fuel injection	Electronic fuel injection	Electronic fuel injection	Electronic fuel injection	Electronically controlled
Engine type		4E-FE	4E-FE	4A-FE	4A-FE	2C-E
Valve mechanism		16 valve, DOHC	16 valve, DOHC	16 valve, DOHC	16 valve, DOHC	8 valve, OHC
Bore and stroke	mm (ins)	74.0x77.4 (2.91x3.05)	74.0x77.4 (2.91x3.05)	81.0x77.0 (3.19x3.03)	81.0x77.0 (3.19x3.03)	86.0x85.0 (3.39x3.35)
Capacity	cm ³ (cu. ins)	1332 (81.2)	1332 (81.2)	1587 (96.8)	1587 (96.8)	1975 (120.5)
Compression ratio		10.0:1	10.0:1	9.5:1	9.5:1	23.0:1
Max horsepower	(EEC) kW/rpm	63kW@5400rpm	63kW@5400rpm	81kW@6000rpm	79kW@6000rpm	53kW@4600rpm
	(DIN) bhp/rpm	85bhp@5400rpm	85bhp@5400rpm	109bhp@6000rpm	106bhp@6000rpm	71bhp@4600rpm
Torque	(EEC) Nm/rpm	120Nm@4200rpm	120Nm@4200rpm	142Nm@4800rpm	137Nm@4800rpm	131Nm@2600rpm
	(DIN) lbft/rpm	89lbft@4200rpm	89lbft@4200rpm	105lbft@4800rpm	101lbft@4800rpm	97lbft@2600rpm

CHASSIS

Brake type	front	Ventilated disc (ABS on GS)	Ventilated disc (ABS on GS and GLS)	Ventilated disc (ABS on GS, G6 and GLS)	Ventilated disc (ABS on GS and GLS)	Ventilated disc (ABS on GS)
	rear	Drum-leading trailing	Drum-leading trailing	Drum-leading trailing/Disc on G6 and GLS	Drum-leading trailing/Disc on GLS	Drum-leading trailing
Suspension	front and rear	MacPherson strut	MacPherson strut	MacPherson strut	MacPherson strut	MacPherson strut

* With braked trailer. All models 75kgs nose weight.

†These figures show the fuel consumption obtained during officially approved tests designed to simulate various driving conditions. The table indicates the new EC cycles which are designed to be more representative of everyday driving. The new fuel consumption tests are carried out in accordance with Directive 93/116/EEC. All petrol engine vehicles are equipped with a 3 way catalytic converter.



040 Pure White 1.3i 16v, S, GS and GLS
GS and GLS models have silver bumper insert and side moulding



8L5 Cool Water Metallic S, GS, G6, GLS



3J6 Solar Red 1.3i 16v, S, GS, GLS
Petrol 5 door Liftback models only



199 Lucerne Silver Metallic 1.3i 16v, S, GS, G6, GLS
GS, GLS and G6 models have dark silver bumper insert and side moulding



6P3 British Green Metallic S, GS, GLS
Petrol 5 door Liftback models only



205 Satin Black Metallic G6 and GLS



944 Aubergine Metallic GS, GLS
Excluding Estate and Saloon



3E5 Sunburst Red 1.3i 16v, S, GS, G6, GLS
3 Door, Estate, Saloon, 5 Door Diesel only



8M4 Night Shadow 1.3i 16v, S, GS
Excluding Estate and Saloon



Oyster Shadow Velour
Charcoal Colour Fascia
1.3i and S (Not Estate) models



Oyster Grey Velour
Grey Colour Fascia
GS 3/5 door



Atlantis Grey Velour
Charcoal Colour Fascia
GS Saloon, S and GS Estate



Imola Cloth
Charcoal Colour Fascia
G6



Coral Blue Velour
Grey Colour Fascia
3/5 door GLS. Not Pure White and British Green



Coral Green Velour
Ivory Colour Fascia
3/5 door GLS models in Pure White and British Green only
Not available on Estates

Luxury Montana leather upholstery by Connolly is optional on GLS 5 door models (see page 14)

THE CAR IN FRONT

Ahead for reliability, for performance, for fuel economy, and for driver satisfaction. Just a few of the many reasons why we say that Toyota is the car in front – and as innumerable surveys around the world prove, Toyota owners agree.

The build quality is reflected in the free 3 year/60,000 mile mechanical and paintwork/surface corrosion warranties, and 6 year anti-corrosion perforation warranty. Choose a Toyota and you're buying peace of mind – and a car that should retain a higher re-sale value than virtually any other comparable vehicle.

What's more, a Toyota also represents a safer place for you and your family, thanks to a wealth of advanced safety features.

It is these attributes that have helped us become one of the world's top three car manufacturers. But of course, you expect more from a vehicle than plain, straight-forward practicality. That's why every Toyota offers such pure driving pleasure.

So ask your dealer for more detailed information on any model in the Toyota range, and they will be pleased to arrange a test drive.

Then you'll discover for yourself why the car in front is a Toyota.



When you buy a Toyota, you automatically become a member of one of the most exciting and innovative clubs for car owners in the UK - Club Toyota. As well as giving you one year's Eurocare Roadside Assistance run in conjunction with the RAC, Club membership provides a host of other valuable benefits. These include special rates for car and travel insurance plus an exclusive travel service designed to save you time and money. Club Toyota also offers reduced price cinema and theatre tickets and the opportunity to participate in a variety of special events. You'll find all the details in the quarterly magazine written specifically for Toyota drivers: In Front. To find out more about Club Toyota call 0845 275 5555.

Toyota Terms is the flexible way to drive your new Toyota. It can provide:-

- The option of a new car every 2 years
- A higher specification car
- Service and maintenance option
- The future value of your car guaranteed
- Freedom to choose from 3 great alternatives at the end of your agreement

For full details, contact your local Toyota Dealer or Toyota Financial Services (UK) PLC. at: The Quadrangle, Redhill, Surrey RH1 1PX.

Toyota Insurance is available for Toyota owners at competitive premiums. To obtain details of the benefits included and to arrange a quotation, please contact your local Toyota Dealer.

When you register your new Toyota, you can extend your Free 3 Year/60,000 mile warranty up to 6 Year/120,000 mile cover, to give outstanding protection against failure of virtually any mechanical component. What's more, you'll enjoy several additional benefits over and above the comprehensive protection afforded by the standard 3 year warranty. These include:

- Contributions towards Car Hire
- Hotel Expenses
- Continental Cover
- Transfer of the Extended Warranty to a new owner
- M.O.T. test insurance

In the event of an emergency Toyota offers free of charge to Toyota owners a comprehensive management service which includes advice, assistance and practical help. Please contact your local Toyota Dealer for further details.

Toyota offers a Motability Scheme.

Customers in receipt of the Higher Rate Mobility Component of the Disability Living Allowance or War Pensioners' Mobility Supplement may be eligible to preferential terms through the Motability scheme. Please contact the Motability Specialist at your local Toyota Dealer for details.

Toyota Contract Hire gives every business the complete choice of any vehicle in the Toyota range at no capital cost.

- Contracts designed to meet your vehicle fleet requirements
- You can choose from 24 or 36 fixed monthly payments which include substantial tax and VAT concessions
- Toyota Contract Hire can take care of servicing, maintenance and repair
- Club Toyota Membership is included throughout the term of a maintained contract

Toyota Approved Used Car Scheme. Please contact your local Toyota Dealer for details.

